



### NET230N 230V a.c. operators without control board and rod cover

| COD.   | Art.            |   |       |   | OTHER CHARACTERISTICS  |
|--------|-----------------|---|-------|---|--|
| 627000 | <b>351/SC</b>   | ● | 320mm |   | For leaves up to 3 mt. long  |
| 627012 | <b>351EN/SC</b> | ● | 320mm | ● | With encoder, for leaves up to 3 mt. long                                  |
| 627021 | <b>352/SC</b>   | ● | 320mm |   | With limit switches, for leaves up to 3 mt. long                           |
| 627031 | <b>353/SC</b>   | ● | 320mm |   | <b>Not self-locking</b> , for leaves up to 3 mt. long                      |
| 627041 | <b>354/SC</b>   | ● | 320mm |   | With limit switches, <b>not self-locking</b> for leaves up to 3 mt. long   |
| 627053 | <b>355/SC</b>   | ● | 520mm |   | For leaves up to 4,5 mt. long  |
| 627052 | <b>355EN/SC</b> | ● | 520mm | ● | With encoder, for leaves up to 4,5 mt. long                                |
| 627061 | <b>356/SC</b>   | ● | 520mm |   | With limit switches, for leaves up to 4,5 mt. long                         |
| 627071 | <b>357/SC</b>   | ● | 520mm |   | <b>Not self-locking</b> , for leaves up to 4,5 mt. long                    |
| 627081 | <b>358/SC</b>   | ● | 520mm |   | With limit switches, <b>not self-locking</b> for leaves up to 4,5 mt. long |

**All models have:** fixing plates to be screwed included, rod cover not included

**Control board to complete the installation:** control board cod. 677610 art. NET230N/C (with box)

### NET24N 24V d.c. operators without control board and rod cover

| COD.   | Art.            |    |       |   | OTHER CHARACTERISTICS                              |
|--------|-----------------|----|-------|---|--|
| 627092 | <b>371E/SC</b>  | ●  | 320mm |   | For leaves up to 1,8 mt. long                      |
| 627090 | <b>371/SC</b>   | ●● | 320mm |   | For leaves up to 3 mt. long                        |
| 627102 | <b>371EN/SC</b> | ●● | 320mm | ● | With encoder, for leaves up to 3 mt. long          |
| 627111 | <b>372/SC</b>   | ●● | 320mm |   | With limit switches, for leaves up to 3 mt. long   |
| 627123 | <b>373/SC</b>   | ●● | 520mm |   | For leaves up to 4,5 mt. long                      |
| 627124 | <b>373EN/SC</b> | ●● | 520mm | ● | With encoder, for leaves up to 4,5 mt. long        |
| 627131 | <b>374/SC</b>   | ●● | 520mm |   | With limit switches, for leaves up to 4,5 mt. long |

**All models have:** fixing plates to be screwed included, rod cover not included

**Control board to complete the installation:** control board cod. 678261 art. NET24N/C (with box)

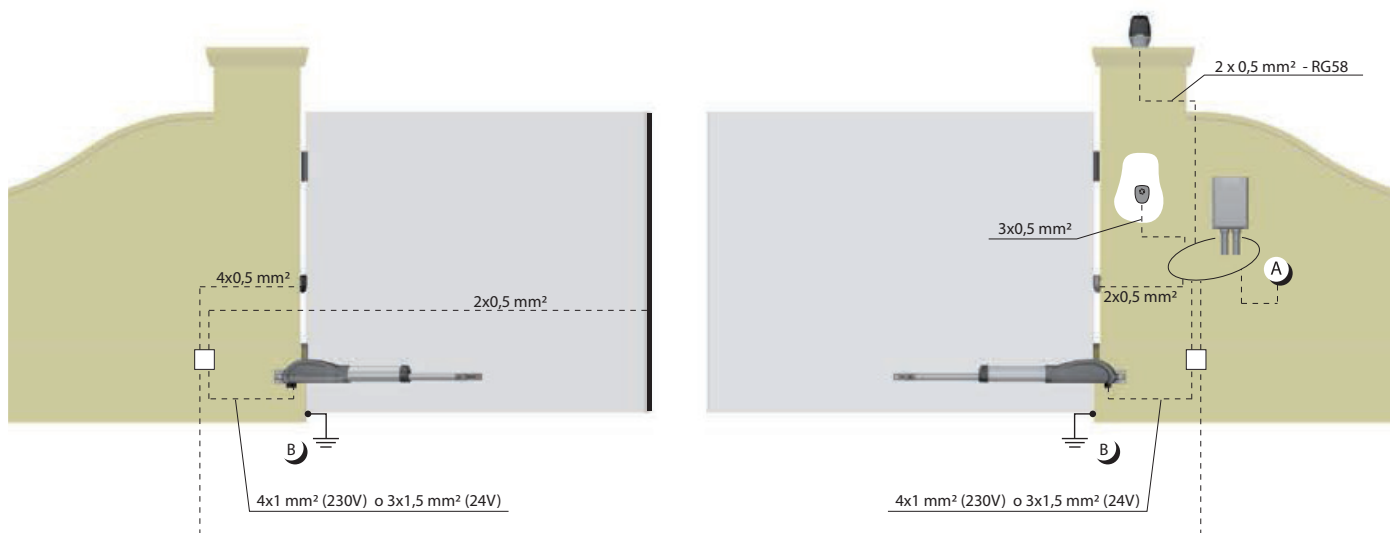
**Limit switches set up:** articles 352, 354, 356, 358, 372 and 374 are supplied with built-in limit switches in open and closed position, to be connected to the control board.

### Rod cover

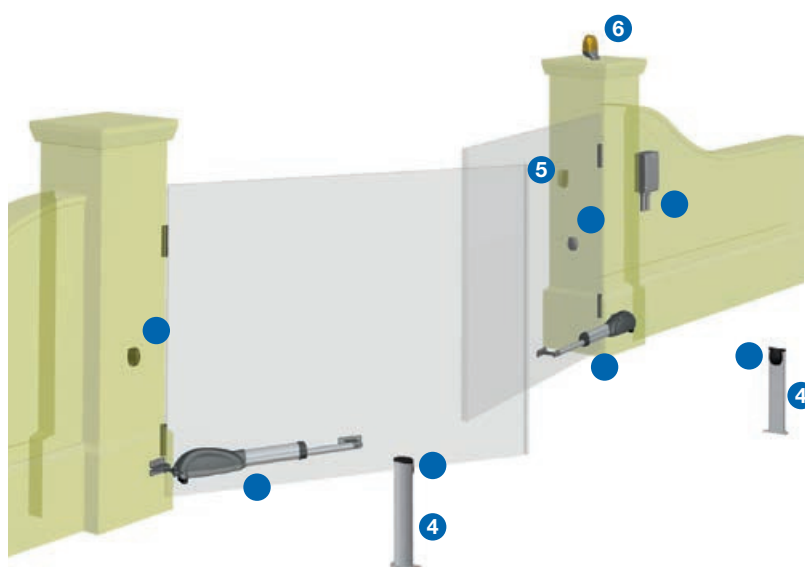


| COD.   | Art.         |       | OTHER CHARACTERISTICS    |
|--------|--------------|-------|--------------------------|
| 629340 | <b>CS320</b> | 320mm | Rod cover stroke 320 mm. |
| 629341 | <b>CS520</b> | 520mm | Rod cover stroke 520 mm. |

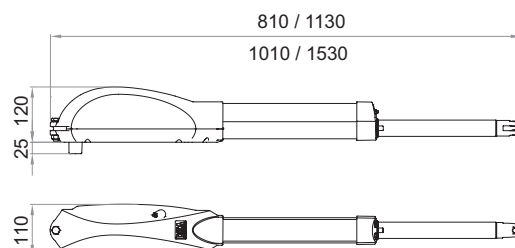
| TECHNICAL INFO                | 351<br>352<br>351EN   | 353<br>354               | 355<br>356<br>355EN   | 357<br>358 | 371E     | 371<br>371EN<br>372 | 373<br>374<br>373EN |
|-------------------------------|-----------------------|--------------------------|-----------------------|------------|----------|---------------------|---------------------|
| Motor power supply (V)        |                       | 230 AC ± 10 % (50/60 Hz) |                       |            | 24 DC    | 24 DC               | 24 DC               |
| Maximum power absorption (W)  | 300                   | 300                      | 300                   | 300        | 50       | 60                  | 60                  |
| Max thrust (N)                | 1650                  | 1200                     | 1650                  | 1200       | 500      | 1000                | 1000                |
| Duty cycle (cycles/hours)     | 22 - 25 (vers. 351EN) | 22                       | 22 - 25 (vers. 355EN) | 22         | 10       | 40                  | 40                  |
| N. max cycles in 24h.         | 110                   | 110                      | 110                   | 110        | 50       | 110                 | 110                 |
| Built-in capacitor (µF)       | 8                     | 10                       | 8                     | 10         | /        | /                   | /                   |
| Operating temperature (°C)    | -20 ÷ 50              | -20 ÷ 50                 | -20 ÷ 50              | -20 ÷ 50   | -20 ÷ 50 | -20 ÷ 50            | -20 ÷ 50            |
| Motor thermal protection (°C) | 150                   | 150                      | 150                   | 150        | /        | /                   | /                   |
| 90° Opening time (s)          | 16                    | 12,5                     | 17                    | 13,5       | 15       | 14                  | 15                  |
| Weighting with packing (Kg)   | 9                     | 9                        | 9,5                   | 9,5        | 9        | 9                   | 9                   |
| Protection degree             | IP24                  | IP24                     | IP24                  | IP24       | IP24     | IP24                | IP24                |





EXAMPLE OF A TYPICAL INSTALLATION



DIMENSIONS



●  Cod. 627012  
**Art. 351EN/SC**  
Electromechanical operator for swing gates

●  Cod. 677610  
**Art. NET230N/C**   
Universal digital control board for 1 or 2 operators, 230V, with or without magnetic encoder (with box)

●  Cod. 662030  
**Art. 104LUX**  
Pair of adjustable (15°) surface mounted photocells

4  Cod. 664000  
**Art. PILLY/60**  
Pair of aluminium columns for photocells, height 55 cm.

5  Cod. 663030  
**Art. 102LUX**  
Keyswitch with two contacts, flush mounted. Supplied with 2 keys.

6  Cod. 661062  
**Art. LED230AI**  
Led flashing light 230V with built-in antenna 433Mhz

 Cod. 672580  
**Art. TR2**  
Remote control  
Black version art. TR2N also available (page 118)

 Cod. 668010  
**Art. 127**  
Warning sign


## SPECIFIC ACCESSORIES



Cod. 629320  
**Art. MAC-LOOK/P**  
Extension for MAC and LOOK rams



Cod. 629311  
**Art. LOOK/SFR**  
Adjustable brackets for LOOK



Cod. 629380  
**Art. LOOK/SB**  
Adapter kit for doors in slope.  
**Max gradient 8%**



Cod. 629250  
**Art. COL 515**  
Anti-falling stainless steel cable with 2 holes for swing doors

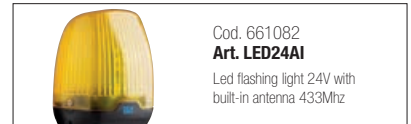
## OTHER ACCESSORIES



Cod. 678261  
**Art. NET24N/C**  
Universal digital control board for 1 or 2 operators, 24V, with or without magnetic encoder (with box)



Cod. 677610  
**Art. NET230N/C**  
Universal digital control board for 1 or 2 operators, 230V, with or without magnetic encoder (with box)



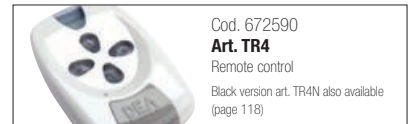
Cod. 661082  
**Art. LED24AI**  
Led flashing light 24V with built-in antenna 433Mhz



Cod. 661062  
**Art. LED230AI**  
Led flashing light 230V with built-in antenna 433Mhz



Cod. 672580  
**Art. TR2**  
Remote control  
Black version art. TR2N also available (page 118)



Cod. 672590  
**Art. TR4**  
Remote control  
Black version art. TR4N also available (page 118)



Cod. 662020  
**Art. 104MINILUX**  
Pair of surface mounted photodetectors, Range 20 mt



Cod. 662030  
**Art. 104LUX**  
Pair of adjustable (15°) surface mounted photodetectors



Cod. 662044  
**Art. LINEAR**  
Pair of adjustable photodetectors (180°) with possibility of synchronized operating. Range 20 Mt



Cod. 662043  
**Art. LINEAR/B**  
Pair of adjustable photodetectors (180°) with tx supplied by a LiON battery. Range 7/15 Mt



Cod. 681060  
**Art. COVER**  
Vandal-proof aluminium cover for art. LINEAR and LINEAR/B



Cod. 663060  
**Art. KYO**  
Aluminium vandal-proof keyswitch, flush mounted.



Cod. 663280  
**Art. DIGIRAD**  
Wireless keypad



Cod. 663270  
**Art. DIGINET**  
Hardwired keypad for BUS connections to MASTER devices of range DE@NET (NET24N, NET230N, MASTERNET)



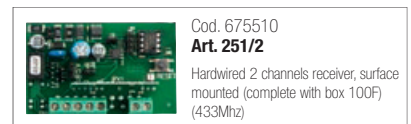
Cod. 664020  
**Art. PILLY/base**  
Pair of fixing plates for columns to be cemented.



Cod. 664000  
**Art. PILLY/60**  
Pair of aluminium columns for photodetectors, height 55 cm.



Cod. 664010  
**Art. PILLY/120**  
Pair of aluminium columns for photodetectors, height 100 cm.



Cod. 675510  
**Art. 251/2**  
Hardwired 2 channels receiver, surface mounted (complete with box 100F) (433Mhz)



Cod. 629290  
**Art. BAT**  
Rechargeable batteries kit for 24V operators, 12V - 1,3Ah, complete with wiring cables



Cod. 681050  
**Art. Green Energy**  
Solar power kit complete with art. CHARGER



Cod. 665000  
**Art. BLINDOS**  
Safety enclosure to place external unlocking device handle



Cod. 136024  
**Art. 1100**  
Horizontal electric lock complete with double cylinder and horizontal selvaige art. 109A



Cod. 136006  
**Art. 110V**  
Empty electric lock (without European cylinder) with ground selvaige art. 109



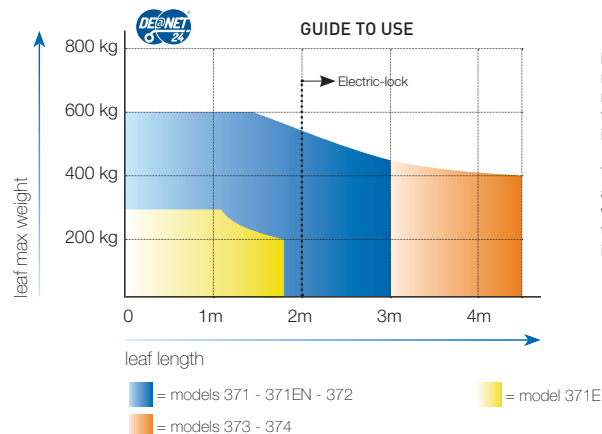
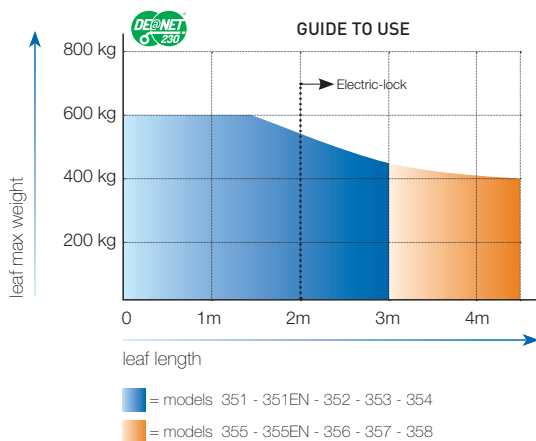
Cod. 136005  
**Art. D**  
Double European cylinder



Cod. 136004  
**Art. M**  
Half European cylinder



Cod. 679140  
**Art. 100GG**  
Large PVC box, suitable to include any other DEA boxes, to grant a better protection and isolation.



If the leaf length is bigger than 2 meters or if you use reversible models you must install the electric-lock to block the gate in closed position

The height and the leaf structure, as well as the presence of strong wind, can cause the reduction of the value of the data contained in table.